

# Optical Time Domain Reflectometer

F  
T  
E  
7  
0  
0  
0  
A



## Features:

- 36 dB Dynamic Range W/1 Meter Dead Zone
- Touch Screen or Key Pad Operation
- Video Scope With Auto Pass/Fail
- Bluetooth Android Tablet Operation
- Fib-R-Map Event Analyzer
- Macro Bend and Bidirectional Analysis
- Full Auto, Construction and Expert Modes
- SM, MM, Triple and Quad Units Available
- Instant On, Immediate Scan
- Live Fiber Detection
- Onboard Memory of ~4000 traces
- CW / Fiber Identifier Light Source
- CertSoft Report Software with .sor Capability
- Real Time System ORL

The FTE-7000A Optical Time Domain Reflectometer performs a wide variety of functions as well as being a fast, simple to use touch screen OTDR. Its instant on feature, ease of use, rugged housing and affordable price make this the best day to day unit on the market. This unit includes an integrated Video Scope with Auto pass/fail analysis and automatic image centering. The light source may be use as a CW source for fiber Identification or loss test set operation with the on-board power meter. (power meter not available on QUAD wave units) It's available in 850/1300nm dual multimode, 1310/1550nm dual singlemode, triple wave and 850/1300/1310/1550nm quad wavelength versions.

The FTE-7000A has a 36dB dynamic range and a 1 meter dead zone. These specifications, and a full set of operational modes, such as; one button fault finder, construction mode, real time and full manual mode, make it ideally suited for testing and troubleshooting of high density PON, Metro and Access networks.

This unit includes all the features expected in today's hand held OTDR and more; bright 4" color touch screen, project management, file storage, Fib-R-Map schematic event analysis, pass/fail threshold settings and onboard context sensitive help to keep the learning curve as short as possible. This OTDR also operates with our free Android app allowing operation via the Bluetooth feature with compatible Android devices.

The FTE-7000A weighs less then 2.0 pounds and with a hardened water resistant enclosure, this OTDR is great for all working conditions. Print professional reports that include; Fib-R-Map schematic analysis, loss tests set measurements and connector end face images with the included "CertSoft" certification software suite.



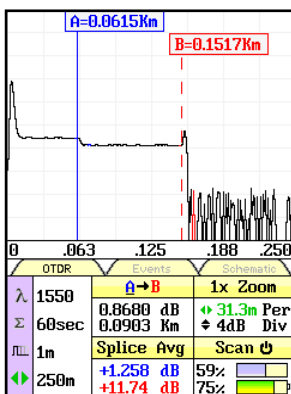
Made In the USA

Terahertz Technologies Inc.  
169 Clear Rd., Oriskany NY 13424  
Toll Free 888-U.S.-OTDRS (876-8377)  
Phone: 315-736-3642 Fax: 315-736-4078  
E-mail: sales@teratec.us  
Web: www.teratec.us

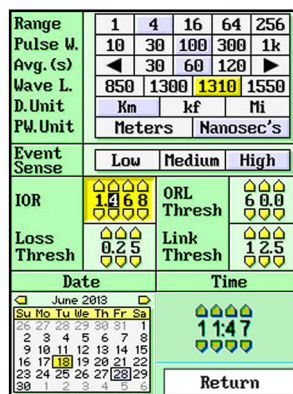
## FTE7000A-OTDR Specifications:

Wavelength	850, 1300, 1310, 1550 and 1625 ±20nm
Dynamic Range	26/27dB MM, 36/35/35dB SM,
Pulse Width	5 - 20,000 ns
Units of Measurement	km, ft, kf, mi
Event Dead zone	1m
Attenuation Dead Zone	4m
Resolution	.125 - 32m
Distance Uncertainty	±(0.75m + 0.005% x distance + sampling resolution)
Full Scale Distance Range	0.25-64km MM , 0.25-260km SM
Typical Real-time Refresh Rate	2 Hz
Group Index of Refraction (GIR)	1.024 - 2.048
Linearity	± .05 dB/dB
Memory Capacity	~4000
Memory Type	Internal
Power Supply / Charger	Universal
Battery	Li-ion 10hr typ.
Storage Temperature	-20 to 60 C
Operating Temperature Range	-10 to 50 C
Dimensions (w/out rubber boot )	7.75" L x 4.5" W x 2.25" H (197mm L x 114mm W x 57mm H)
Weight	1.7 lbs (0.8 kg)
Communications ports	USB and Bluetooth
Connector Styles	FC, ST, SC Interchangeable
Accessories Provided	Universal Power Adapter w/US, UK, Continental Europe, and Australian Plugs, Interchangeable FC/ST and SC Adapters, Android Application, Windows Compatible Software, Rubber Boot and Manual on CD

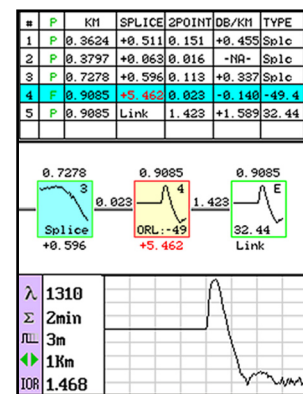
*TTI reserves the right to change specifications without notice.*



Large - Easy to Read Trace/Events, Icons and Measurements



Intuitive Expert Parameter Screen



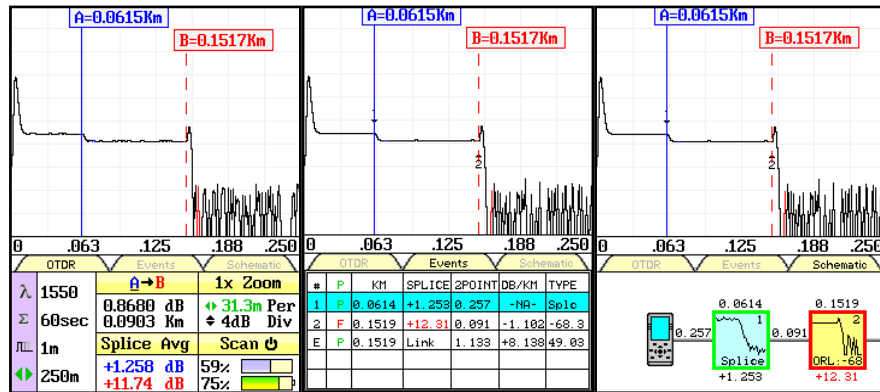
Fib-R-Map Schematic Event Analysis

**(888)U.S.-OTDRS**

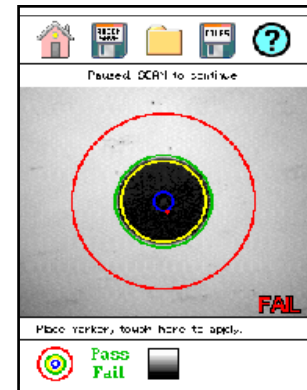


Made In the USA

Terahertz Technologies Inc.  
169 Clear Rd., Oriskany NY 13424  
Toll Free 888-U.S.-OTDRS (876-8377)  
Phone: 315-736-3642 Fax: 315-736-4078  
E-mail: sales@teratec.us  
Web: www.teratec.us



Simple Tab Selection to Change Between Views of the Trace event overlay with Parameters and Measurements, Event Table or Schematic View.



IEC61300-3-35  
Auto Pass/Fail  
Video Inspection System

## Power Meter Specifications

Detector Type	InGaAs
Connector Type	2.5mm Interchangeable
Dynamic Range	+5 to -77dB (CATV - +25 to -57dB)
Calibrated Wavelengths	850,1300,1310,1490,1550 and 1625nm
Power Measurement Uncertainty	± 0.18 dB under reference conditions, ± 0.25 dB from 0 to -65 dBm, ± 0.35 dB from 0 to +5 dBm and from -65 to -77 dBm
Units of Measurement	dBm, dB
Resolution	.01 dB

TTI reserves the right to change specifications without notice.

## Light Source Specifications

Fiber Type	Single mode, Multimode
Wavelengths	850,1300,1310,1490,1550 and 1625 nm ±20nm
Output Power	0 dBm (-3dBm @ 1625nm)
Laser Safety Classification	Class I Safety Per FDA/CDRH and IEC-825-1 Regulation
Modulation Modes	CW, 270 Hz, 1000 Hz, 2000 Hz

TTI reserves the right to change specifications without notice.

## Ordering Information

FTE-7000A-8513	850/1300nm Multimode Dual Wavelength OTDR with Video Scope/Probe and LTS
FTE-7000A-1315	1310/1550nm Single Mode Dual Wavelength OTDR with Video Scope/Probe and LTS
FTE-7000A-QUAD	850/1300/1310/1550nm Quad Wavelength OTDR with Video Scope/Probe
VIS300	Video Probe

## (888)U.S.-OTDRS

Terahertz Technologies Inc.  
169 Clear Rd., Oriskany NY 13424  
Toll Free 888-U.S.-OTDRS (876-8377)  
Phone: 315-736-3642 Fax: 315-736-4078  
E-mail: sales@teratec.us  
Web: www.teratec.us



Made In the USA

TTI makes every effort to insure all statements and information for the products referred to in this document are accurate and reliable. TTI can not accept any responsibility for errors, omissions or miss statements, nor can they accept responsibility for any actions taken based on the information demonstrated herein. TTI reserves the right to make changes of any kind to the product referred to in this document without prior notice.

© 4/2018 Terahertz Technologies Inc.